
**UNITED STATES
SECURITIES AND EXCHANGE COMMISSION**
Washington, D.C. 20549

FORM 8-K

**CURRENT REPORT
PURSUANT TO SECTION 13 OR 15(d) OF THE
SECURITIES EXCHANGE ACT OF 1934**

Date of Report (Date of earliest event reported): May 3, 2024

Willis Lease Finance Corporation
(Exact Name of Registrant as Specified in Charter)

Delaware
(State or Other Jurisdiction
of Incorporation)

001-15369
(Commission File
Number)

68-0070656
(I.R.S. Employer
Identification Number)

4700 Lyons Technology Parkway
Coconut Creek, FL 33073
(Address of Principal Executive Offices) (Zip Code)

Registrant's telephone number, including area code: **(561) 349-9989**

Not Applicable
(Former name or former address, if changed since last report)

Check the appropriate box below if the Form 8-K filing is intended to simultaneously satisfy the filing obligation of the registrant under any of the following provisions:

- Written communications pursuant to Rule 425 under the Securities Act (17 CFR 230.425)
- Soliciting material pursuant to Rule 14a-12 under the Exchange Act (17 CFR 240.14a-12)
- Pre-commencement communications pursuant to Rule 14d-2(b) under the Exchange Act (17 CFR 240.14d-2(b))
- Pre-commencement communications pursuant Rule 13e-4(c) under the Exchange Act (17 CFR 240.13e-4(c))

Securities registered pursuant to Section 12(b) of the Act:

Title of Each Class	Trading Symbol	Name of exchange on which registered
Common Stock, \$0.01 par value per share	WLFC	Nasdaq Global Market

Indicate by check mark whether the registrant is an emerging growth company as defined in Rule 405 of the Securities Act of 1933 (§230.405 of this chapter) or Rule 12b-2 of the Securities Exchange Act of 1934 (§240.12b-2 of this chapter).

Emerging growth company

If an emerging growth company, indicate by check mark if the registrant has elected not to use the extended transition period for complying with any new or revised financial accounting standards provided pursuant to Section 13(a) of the Exchange Act.

Item 7.01 Regulation FD Disclosure.

On May 3, 2024, at 11:00 a.m. (ET), Willis Lease Finance Corporation (“WLFC”) will participate in a web based, industry discussion hosted by Bank of Americas’ Ronald Epstein, Head of US Aerospace and Defense Research. A copy of the presentation for this discussion is attached as Exhibit 99.1 to this Report on Form 8-K and will also be posted to the Company’s web site.

This Form 8-K and the Exhibit attached hereto may contain “forward-looking statements” within the meaning of the Private Securities Litigation Reform Act of 1995. These statements may be identified by the use of forward-looking words or phrases such as “anticipate,” “believe,” “could,” “expect,” “intend,” “may,” “planned,” “potential,” “should,” “will,” and “would.” Such forward-looking statements are inherently subject to many uncertainties in the Company’s operations and business environment. These uncertainties include general economic conditions, in particular, relating to the aviation industry, consumer demand for the Company’s and its customers’ products, competitive and technological developments, customer purchasing actions, work stoppages at the Company or at the location of its key customers as a result of labor disputes, foreign currency fluctuations, uncertainties stemming from U.S. trade policies, tariffs and reactions to same from foreign countries, the volume and scope of product returns, adverse business and operational issues resulting from the continuing effects of the coronavirus (COVID-19) pandemic, matters adversely impacting the timing and availability of component parts and raw materials needed for the production of our products and the products of our customers and fluctuations in our costs of operation. Shareholders, potential investors and other readers are urged to consider these factors carefully in evaluating the forward-looking statements and are cautioned not to place undue reliance on such forward-looking statements. The forward-looking statements made herein are only made as of the date hereof and the Company undertakes no obligation to publicly update such forward-looking statements to reflect subsequent events or circumstances occurring after the date of this Report. In addition, such uncertainties and other operational matters are discussed further in the Company’s quarterly and annual filings with the Securities and Exchange Commission.

Item 9.01 Financial Statements & Exhibits.

Exhibit 99.1 is being furnished pursuant to Item 7.01 of Form 8-K and the information included therein shall not be deemed “filed” for purposes of Section 18 of the Exchange Act or otherwise subject to the liabilities under that Section and shall not be deemed to be incorporated by reference into any filing of Willis Lease Finance Corporation under the Securities Act of 1933 or the Exchange Act.

Exhibit No.	Description
99.1	Willis Lease Finance Corporation Company Update dated May 3, 2024.

SIGNATURES

Pursuant to the requirements of the Securities Exchange Act of 1934, the Registrant has duly caused this report to be signed on its behalf by the undersigned duly authorized officer.

Dated: May 3, 2024

WILLIS LEASE FINANCE CORPORATION

By: /s/ Scott B. Flaherty

Scott B. Flaherty

Executive Vice President and Chief Financial Officer



WLFC Company Update

May 2024



WILLIS LEASE FINANCE CORPORATION

Power to Spare – Worldwide®

DISCLAIMER



This presentation does not constitute an offer to any person or to the public generally to subscribe for or otherwise acquire any securities. This presentation has been prepared solely for informational purposes and is not intended to serve as the basis for any investment decision.

This presentation contains certain forward-looking statements within the meaning of the federal securities laws. These statements may be made as a part of this presentation or by reference to the preliminary and final offering memorandum for the offering. Some of the forward-looking statements can be identified by the use of forward-looking words. Statements that are not historical in nature, including the words “anticipate,” “may,” “estimate,” “should,” “expect,” “plan,” “believe,” “intend,” and similar words, or the negatives of those words, are intended to identify forward-looking statements. They also include statements containing a projection of revenues, earnings (loss), capital expenditures, dividends, capital structure or other financial terms. Certain statements regarding the following particularly are forward-looking in nature:

- WFLC’s business strategy;
- WEST’s business strategy and assumptions used to develop the cash flow models;
- future performance, developments, market forecasts or projections; and
- WFLC’s projected capital expenditures.

All forward-looking statements are based on our beliefs, assumptions and expectations of future economic performance, taking into account the information currently available. These statements are not statements of historical fact. Forward-looking statements are subject to a number of factors, risks and uncertainties, some of which are not currently known and many of which are beyond WFLC’s and WEST’s control, which may cause actual results, performance or financial condition to be materially different from the expectations of future results, performance or financial position, as well as those included in the cash flow models. Our actual results may differ materially from the results discussed in forward-looking statements. Factors that might cause such a difference include, but are not limited to:

- the effects on the airline industry and the global economy of events such as terrorist activity;
- changes in fuel prices and other disruptions to the world markets;
- trends in the airline industry, including growth rates of markets and other economic factors;
- risks associated with owning and leasing commercial engines and aircraft;
- changes in interest rates and availability of capital to us and to our customers;
- our ability to continue to meet our customers’ changing demands;
- the market value of engines and other assets in our portfolio;
- regulatory changes affecting commercial aircraft operators, aircraft maintenance, engine standards, accounting standards and taxes;
- WFLC’s, in its capacity as Servicer, ability to successfully negotiate engine purchases, sales and leases, to collect outstanding amounts due, and to repossess engines under defaulted leases, and to control costs and expenses.

In light of these risks, uncertainties and assumptions, you are cautioned not to place undue reliance on forward-looking statements, which speak only as of the date of meeting or as of the date of any document incorporated by reference, as applicable. Such forward-looking statements are inherently uncertain, and actual results may differ from expectations. We are not under any obligation, and we expressly disclaim any obligation, to update or alter any forward-looking statements, whether as a result of new information, future events or otherwise. In this presentation, WFLC presents certain non-GAAP measures, including EBITDA, EBITDA Interest Coverage and similar measures, which are not required by, or presented in accordance with, GAAP. While WFLC believes these are useful metrics, companies use these metrics for differing purposes and they are often calculated in ways that reflect the particular circumstances of those companies. You should exercise caution in comparing the non-GAAP metrics reported by us to such metrics or other similar metrics as reported by other companies. Our non-GAAP metrics have limitations as analytical tools, and you should not consider them in isolation.

Under no circumstances is this presentation or the information contained herein to be construed as a prospectus, offering memorandum or advertisement and neither any part of this written or oral presentation nor any information or statement contained herein or therein shall form the basis of or be relied upon in connection with any contract or commitment whatsoever. This presentation does not constitute an offer to sell, or a solicitation of an offer to buy, any securities in any jurisdiction where such an offer or solicitation would be unlawful.

The distribution of this presentation in certain jurisdictions may be restricted by law. Those persons into whose possession this presentation comes are required to inform themselves about and to observe any such restrictions.

Willis Lease Finance Corporation Investor Presentation



We would like to establish a broader dialogue with the institutional investor community

- Re-introduce the Company to fundamental investors
- Discuss the strengths of aircraft engine leasing
- Review Willis' vertically integrated, differentiated platform (“Willis Platform®”)
- Overview of our unique product and services offerings

Founded in 1985; NASDAQ listed in 1996, Willis Lease Finance Corporation has a 39-year history of consistently delivering profits to its investors

- Positive net income in every year as a public company
- Alignment of interests through senior management ownership.
- Consistent stewardship of its founder and Executive Chairman, Charlies F. Willis IV
- The original independent engine lessor with a differentiated suite of innovative product offerings

As the industry leading independent aircraft engine lessor Willis is best positioned to enjoy a resurging market in engine and aircraft equipment and services

- A growing \$2.5BN⁽¹⁾ portfolio of modern aircraft engines
- A vertically integrated platform of related services driving lease origination and customer connectivity
- A unique product offering ranging from lease and loan through differentiated service solutions allowing our customer base to optimize their capital deployment
- A view to the future with Willis Innovation and a bias towards investing in innovative technologies that will drive our future

(1) As represented by our portfolio of leased assets, notes receivable, investments in sales-type leases, maintenance rights, and leased assets in our Joint Venture portfolios as of December 31, 2023.

WILLIS LEASE FINANCE CORPORATION'S GLOBAL PRESENCE



Strategically positioned to meet customer needs around the world 24/7/365

~370⁽¹⁾ employees globally positioned to provide “around the clock” service to our international customer base



(1) As of April 29, 2024.

OUR LEADERSHIP

A seasoned team representing 250+ years of combined industry experience



Charles F. Willis, IV
Executive Chairman



Austin C. Willis
CEO



Brian R. Hole
President



Scott B. Flaherty
EVP & Chief Financial Officer



Dean M. Poulakidas
EVP & General Counsel



Garry A. Failler
SVP, Materials & Services
& Chief Technical Officer



Craig W. Welsh
SVP, Chief Commercial Officer,
Americas & Asia



Dan J. Coulcher
SVP, Chief Commercial Officer,
Europe, Middle East & Africa



Marc A. Pierpoint
SVP, Head of Trading
& Investments



Lynn A. McMillan
VP & Head of Global
Human Resources

THE **WILLIS** PLATFORM™

A vertically integrated engine lessor providing a service offering which supports the full life-cycle of an aircraft engine



WILLIS LEASE FINANCE CORPORATION

Power to Spare – Worldwide®



- Engine & Aircraft Leasing & Trading
- Regional & Specialty Assets
- Engine & Aircraft Lease & Loan Financing
- ConstantAccess™ / ConstantThrust®
- End of Life Aircraft Programs



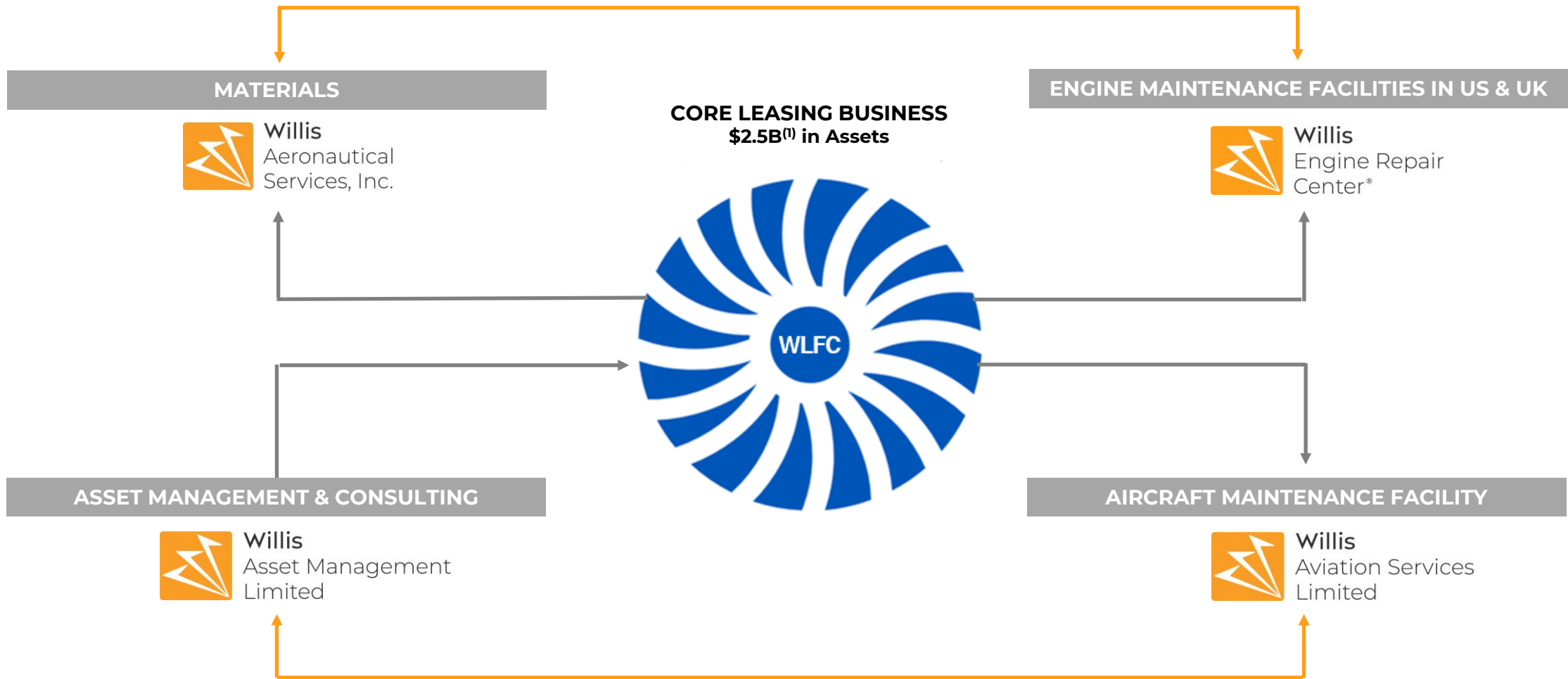
- Part 145 Engine Maintenance (US/UK)
- Asset Management & Consultancy
- Material Support
- Aircraft Line & Base Maintenance, Parking & Storage, Disassembly (UK)
- Airport FBO & Ground and Cargo Handling Services



- Business area focused on identifying innovative markets and technologies that leverage our core capabilities
- Decarbonized Aviation
 - Sustainable Aviation Fuel (SAF), Electrification, Hydrogen

WILLIS SERVICES – INTEGRATION & SYNERGIES

Vertically integrated wholly-owned subsidiaries



(1) As represented by our portfolio of leased assets, notes receivable, investments in sales-type leases, maintenance rights, and leased assets in our Joint Venture portfolios as of December 31, 2023.



Air India - 34 CFM56-5B SLB with ConstantThrust®



- 5B engine sale-leaseback transaction closed September 2022.
- Monthly lease rents and healthy short-term maintenance reserves generating significant monthly cash-flows for the business
- Transaction includes ConstantThrust® support of Air India’s A321 fleet transition through 2028 where WLFC provides replacement engines from its fleet when engines become unserviceable, enhancing portfolio utilization
- This will generate demand for a significant number of portfolio 5B engines over the next several years
- WLFC’s successful offering provided Air India with a more cost-efficient solution to an expensive fleet shop visit. WLFC was uniquely positioned, with its large engine portfolio to provide such a solution

WILLIS INNOVATION – A NASCENT EFFORT TO SUPPORT AVIATION TECHNOLOGICAL TRANSFORMATION



A dedicated initiative committed to identifying and supporting novel and leading technologies and trends in the aerospace industry.

WLFC is committed to developing sustainable solutions, driven by our understanding of aviation's pivotal role in global connectivity and ecological preservation.

Willis Sustainable Fuels (UK) Limited



- WLFC is developing a Power-to-Liquid (PtL) Sustainable Aviation Fuel (SAF) project in Teesside, UK
- Awarded £4.721M grant from UK Department for Transport Advanced Fuels Fund to support development

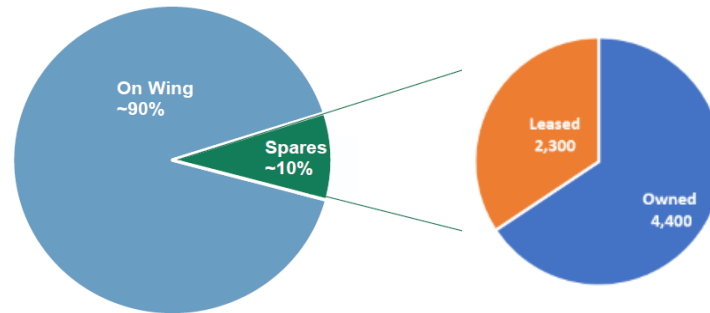
WILLIS LEASE - ENGINE LEASING DEMAND OUTLOOK



Increasing shop visit growth over time is a principal driver of spare engine demand

- Industry estimates approximate the total number of spare engines needed at around 10% of the number installed on aircraft
 - With estimates of around 67,000 engines installed on active narrow body and wide body commercial jet aircraft and regional aircraft, there are around 6,700 spare engines in the same market, comprised of both owned and leased engines
 - ~35%⁽¹⁾ of the global spare engine fleet is currently being leased, and this is expected to grow to 50% in the near future as airlines look to preserve liquidity following COVID
 - Total shop visits across all commercial platforms are still expected to increase in the long run despite the recent pandemic, which is another principal driver of spare engine demand

Leased Proportion of Spare Engines in Global Fleet ⁽¹⁾



The spare engine leasing market is well positioned to grow over the next decade, supported by the increase in engine shop visits and demand for leased rather than owned engines by operators

(1) Alton estimates

WILLIS LEASE - AIRCRAFT ENGINES VS. AIRCRAFT



Engines exhibit superior value retention, a broader client base with lower individual exposure to a single lessee, and lower volatility across cycles

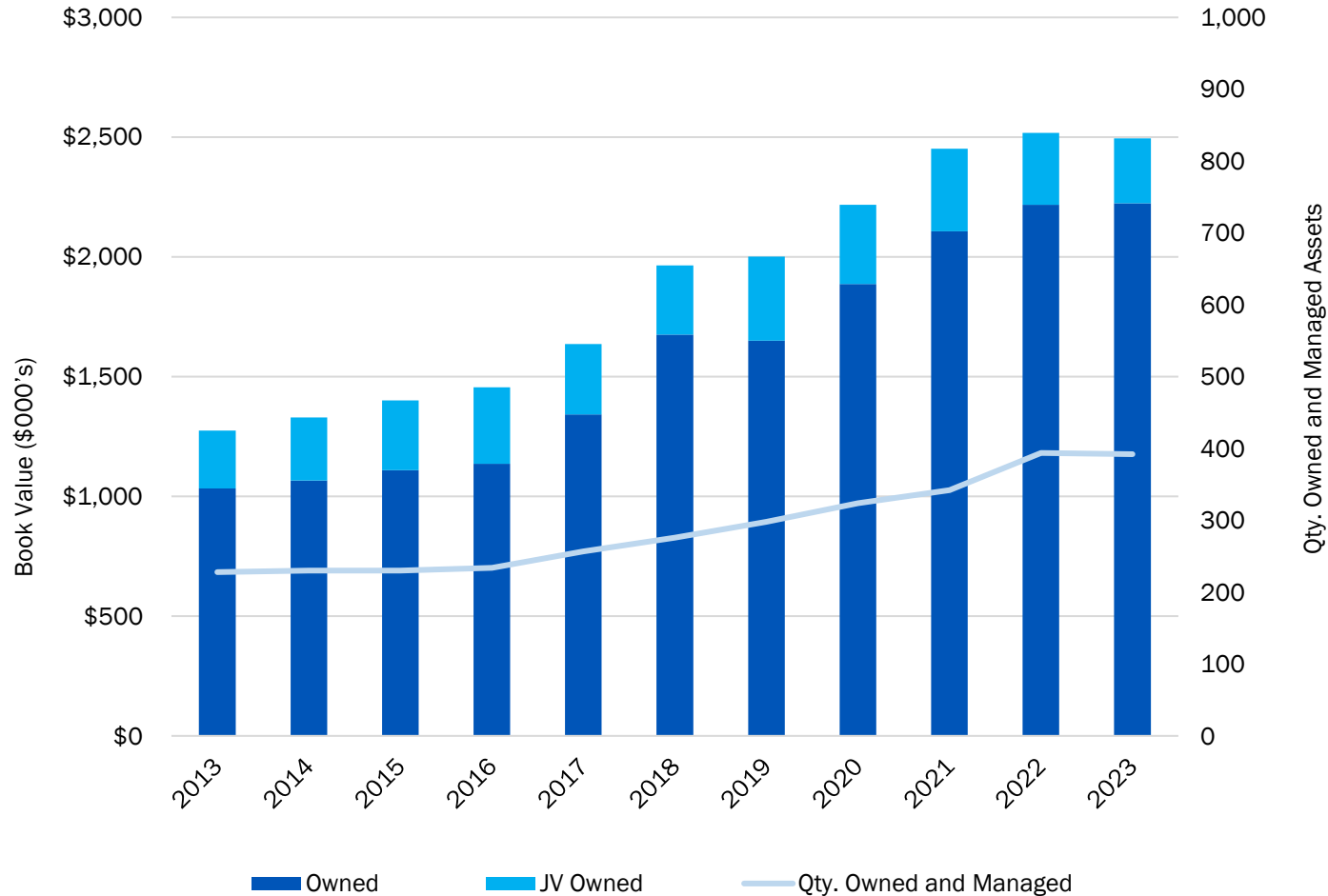
	Aircraft Engine Leasing	Aircraft Leasing
Useful Life	<ul style="list-style-type: none"> Limited only by the production of the supported aircraft program(s) Engines supporting popular programs have consistently enjoyed useful lives of 30-40 years 	<ul style="list-style-type: none"> Useful life typically assumed to be ~25 years
Value Retention	<ul style="list-style-type: none"> Ongoing maintenance rebuilds value and operational capabilities to level comparable to brand new engines As a result, value is retained even after the supporting airframe is out of production Newer technology, engine values typically increase due to cost escalation from OEMs Superior value retention through COVID stress 	<ul style="list-style-type: none"> Values decline as the aircraft ages Annual depreciation typically ranges from 6-8% per year, depending on equipment type and age
Applicability	<ul style="list-style-type: none"> Engines can be used to power different aircraft and variants Various applications provide lower sensitivity to changing preferences 	<ul style="list-style-type: none"> Single aircraft model or variant may go in or out of favor, impacting values and lease rates
Lessee Profile	<ul style="list-style-type: none"> Airlines, maintenance, repair and overhaul organizations (MROs), manufacturers and aircraft leasing companies globally 	<ul style="list-style-type: none"> Commercial airlines globally
Lessee Diversity	<ul style="list-style-type: none"> Typically, lower lessee concentration due to asset size 	<ul style="list-style-type: none"> Heavier concentrations due to larger asset size
Transition Cost	<ul style="list-style-type: none"> Minimal, due to portability and asset commonality 	<ul style="list-style-type: none"> Can run from hundreds of thousands of dollars to more than \$10 million depending on size of aircraft
Value Volatility	<ul style="list-style-type: none"> Less value and lease rate volatility during cyclical downturns 	<ul style="list-style-type: none"> Greater value and lease rate volatility during cyclical downturns

WILLIS LEASE - \$2.5BN⁽¹⁾ PORTFOLIO OF IN-DEMAND AIRCRAFT ENGINES



The largest independent portfolio of Current and Next-Gen Aircraft Engines

WLFC Portfolio Growth ⁽²⁾



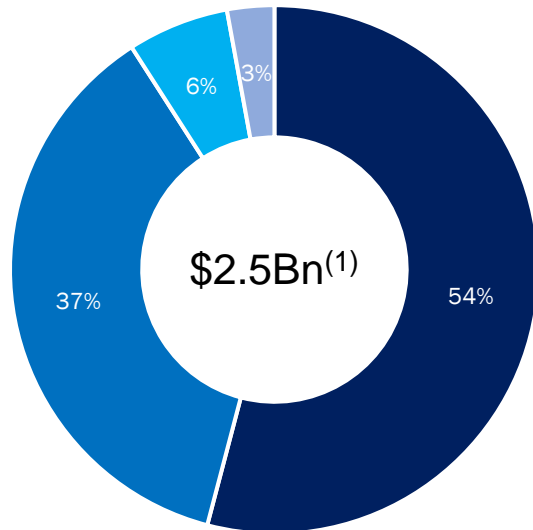
A constantly managed/optimized portfolio meeting rising market demand in the post COVID environment

(1) As represented by our portfolio of leased assets, notes receivable, investments in sales-type leases, maintenance rights, and leased assets in our Joint Venture portfolios as of December 31, 2023.
 (2) Actuals derived from WLFC's Form 10-K filings

ATTRACTIVE PORTFOLIO OF HIGH-QUALITY ASSETS

Diversified current generation, in-demand narrowbody aircraft engine portfolio producing a consistent global lease revenue stream

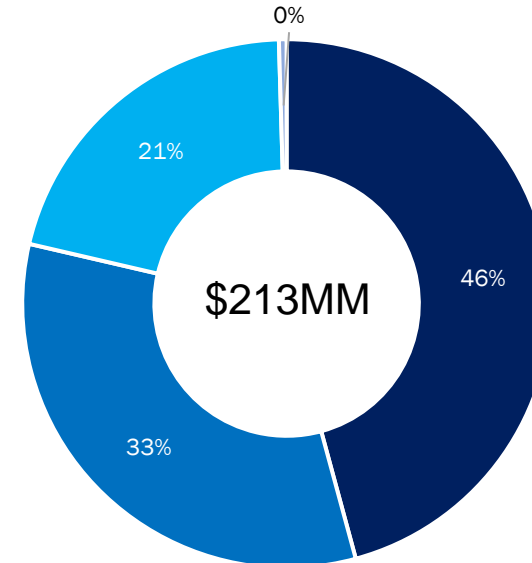
Portfolio Asset Composition⁽¹⁾



■ Narrowbody ■ Widebody ■ Aircraft ■ Regional

- Strong focus on in-demand Narrowbody engines
- Smaller portion of Widebody and Regional engines allows for a global solutions offering to clients
- Mid-to-end-of-life aircraft with short remaining lease terms in the context of the “Aircraft for Engines” strategy

Lease Rental Revenue by Region⁽²⁾



■ Americas ■ Asia ■ Europe ■ MEA

- Well-balanced geographical split across the three main regions Europe, Americas and Asia
- Growing exposure in Americas relative to other regions is due to the pace of pandemic recovery and the ability to place engines with top-tier lessees

(1) As represented by our portfolio of leased assets, notes receivable, investments in sales-type leases, maintenance rights, and leased assets in our Joint Venture portfolios as of December 31, 2023.

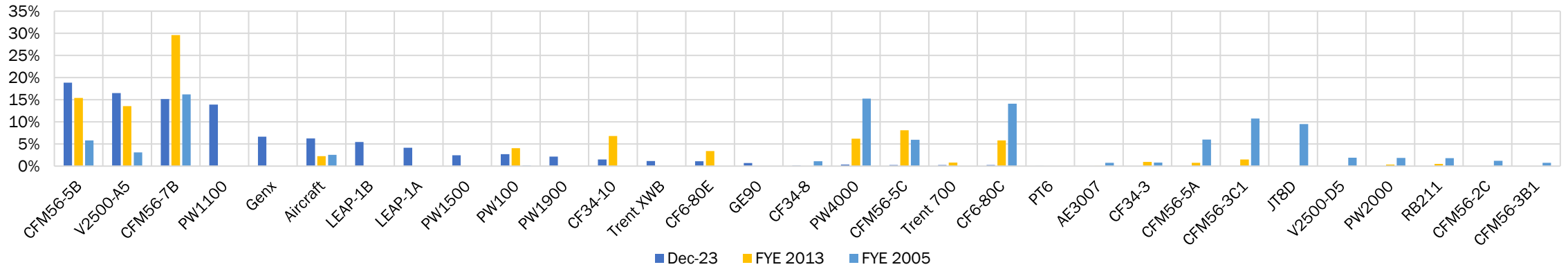
(2) Reflects lease rental revenue for the year-ended December 31, 2023, as reported in the Company's Form 10-K.

WILLIS LEASE - FOCUS ON ENGINE TYPES AND HOST AIRCRAFT



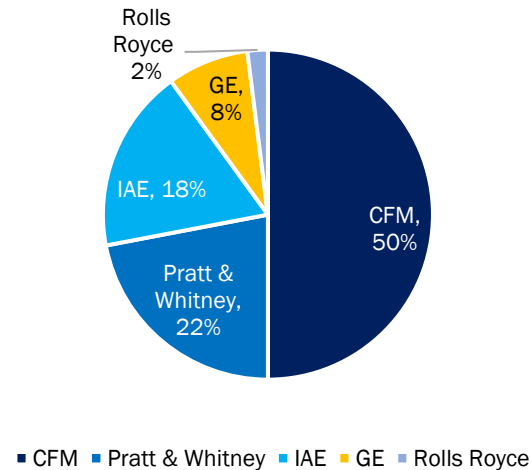
A diverse portfolio of engines supporting current aircraft fleets worldwide with continuous & active management keeping the portfolio in line with the latest industry standards

WLFC portfolio evolution over last 18 years



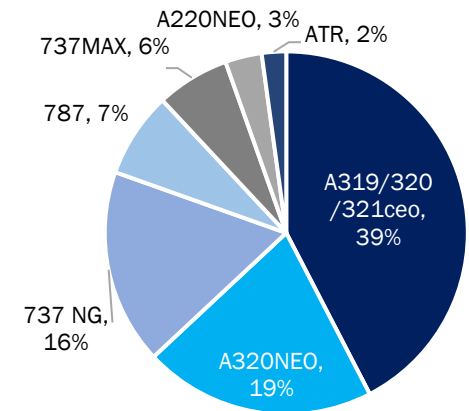
Engine Manufacturers⁽¹⁾

- A well-diversified portfolio focusing on CFM, PW and IAE engines in line with the strong focus on Narrowbody host aircraft



Host Aircraft⁽¹⁾

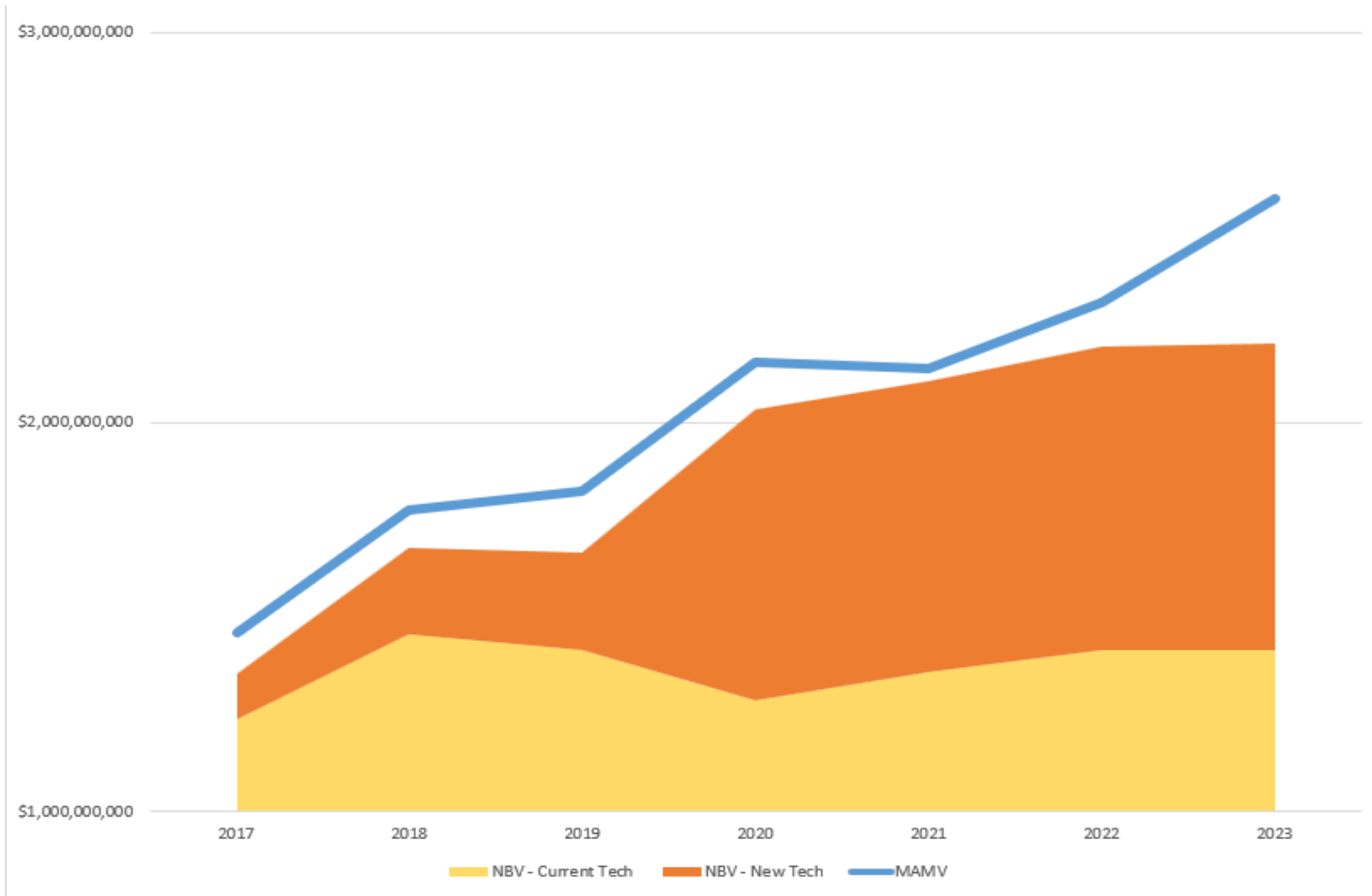
- A diversified engine portfolio focused on current generation aircraft engines, but transitioning towards new technology aircraft
- Diversity allows us to offer a one-stop-shop solution to our clients



(1) As of December 31, 2023, owned fleet, weighted by NBV

WILLIS LEASE – MARKETS UNDERVALUE ENGINE PORTFOLIOS

WLFC Portfolio NBV vs. Market Value



A unique portfolio of primarily narrow body aircraft engines with ~\$400MM of unrecognized value!

A growing portfolio of New Technology engines is significantly undervalued by the equity markets ...

	2017	2018	2019	2020	2021	2022	2023
MAMV Spread	\$102,557,943	\$98,466,957	\$160,831,554	\$121,422,725	\$32,398,653	\$113,524,733	\$374,096,638

Note: Appraisals based upon year end maintenance adjusted market valuations ("MAMV") provided by industry standard appraisers.

HISTORICAL FINANCIAL RESULTS⁽¹⁾

WLFC Portfolio and Utilization Growth Drives Year-over-Year Top Line Growth



in (000s)	2020 ACTUAL	2021 ACTUAL	2022 ACTUAL	2023 ACTUAL	Growth Rate
REVENUE					
Lease Rent Revenue	\$ 142,895	\$ 134,831	\$ 162,571	\$ 213,138	
Maintenance Reserve Revenue	105,365	73,961	83,424	133,668	
Gain on Sale of Leased Equipment	3,391	16,849	6,249	10,581	
Spare Parts Sales	18,625	17,417	27,009	20,359	
Other Revenue	18,416	31,144	32,674	40,809	
Total Revenue	288,692	274,202	311,927	418,555	13%
Total Expenses	273,998	265,862	302,072	354,333	
Income from Operations	14,694	8,340	9,855	64,222	63%
Income (Loss) from Joint Ventures	2,642	800	(62)	2,908	
Income Before Income Taxes	\$ 17,336	\$ 9,140	\$ 9,793	\$ 67,130	57%
Operational Cash Flow	\$ 93,444	\$ 90,658	\$ 144,424	\$ 229,737	35%

2023 industry dynamics supported all-time core Lease and Maintenance Revenue growth

WLFC is positioned to enjoy solid engine leasing industry dynamics for the foreseeable future ...

(1) Actuals derived from WLFC's Form 10-K filings

Q1 2024 FINANCIAL RESULTS⁽¹⁾

Quarter over Quarter



(\$000)	Q1-24 Actual	Q1-23 Actual	Variance
REVENUE			
Lease rent revenue	\$ 52,881	\$ 53,220	\$ (339)
Maintenance reserve revenue	43,870	23,498	20,372
Spare parts and equipment sales	3,288	5,052	(1,764)
Interest revenue	2,269	2,046	223
Gain (loss) on sale of leased equipment	9,201	(133)	9,334
Maintenance services revenue	5,227	4,659	568
Other revenue	2,347	1,193	1,154
Total revenue	119,083	89,535	29,548
EXPENSE			
Depreciation and amortization expense	22,486	22,549	(63)
Cost of spare parts and equipment sales	2,705	4,499	(1,794)
Cost of maintenance services	5,574	3,927	1,647
Write-down of equipment	261	-	261
General and administrative	29,581	27,831	1,750
Technical expense	8,255	4,342	3,913
Interest expense	23,003	18,389	4,614
Total expenses	91,865	81,537	10,328
Income from operations	27,218	7,998	19,220
Income (loss) from joint ventures	2,674	(1,161)	3,835
Income before income taxes	29,892	6,837	23,055
Income tax expense	9,023	2,443	6,580
Net income	20,869	4,394	16,475
Preferred stock dividend	900	801	99
Accretion of preferred stock issuance costs	12	21	(9)
Net income attributable to common S/Hs	\$ 19,957	\$ 3,572	\$ 16,385
EBITDA	\$ 74,730	\$ 46,953	\$ 27,777

- Record results reported in Q1-2024!
- Lease and maintenance reserve revenues, indicative of an extremely active fleet, driving core profitability
- \$29.9MM of record quarterly EBT

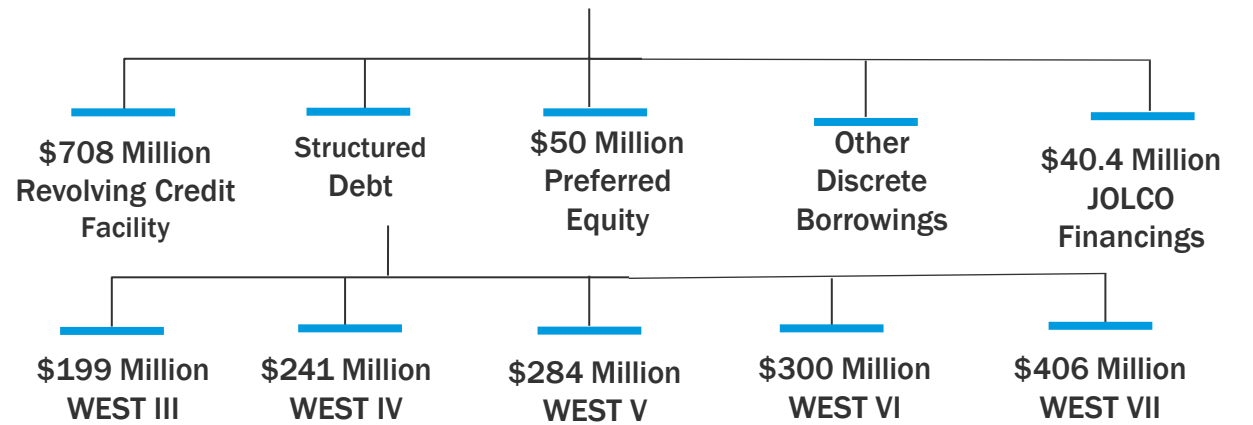
(1) Actuals derived from WLF's Form 10-Q filings. EBITDA defined as Net Income attributable to common S/Hs plus taxes plus interest plus write-down of equipment and depreciation and amortization expense

A BROAD CAPITAL BASE WITH DIVERSE, GLOBAL RESOURCES

Proven access to debt capital markets with a large pool of reliable banks



Willis Lease⁽¹⁾



Joint Ventures

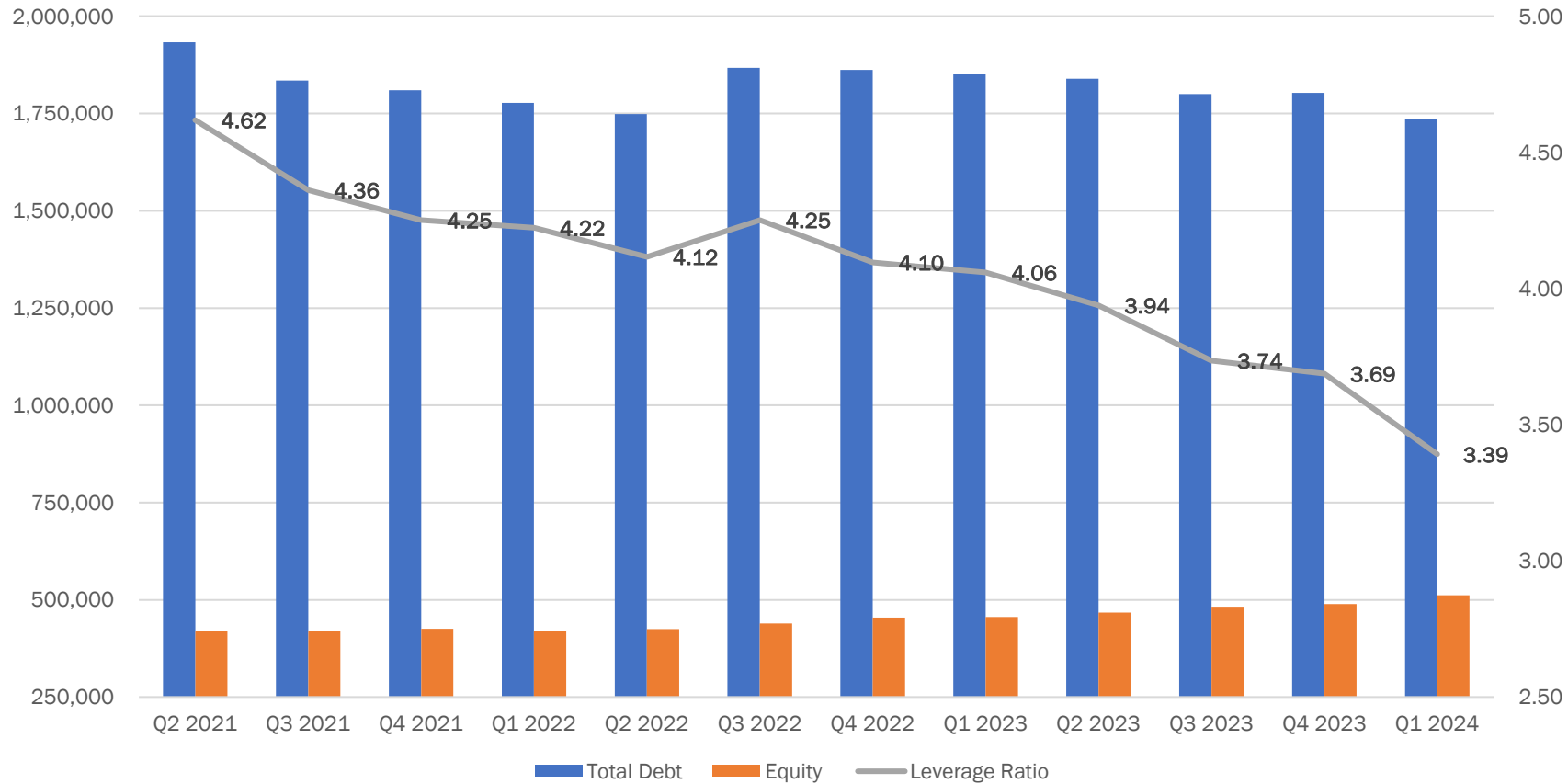


(1) Balances as of December 31, 2023

Leverage Trends

Total Debt to Equity⁽¹⁾⁽²⁾

Historical Leverage



Strong, continuous profitability building balance sheet equity

Business de-levering through significant operational cashflows!

Debt/Equity ratio of 3.39x⁽²⁾ at Q1 2024

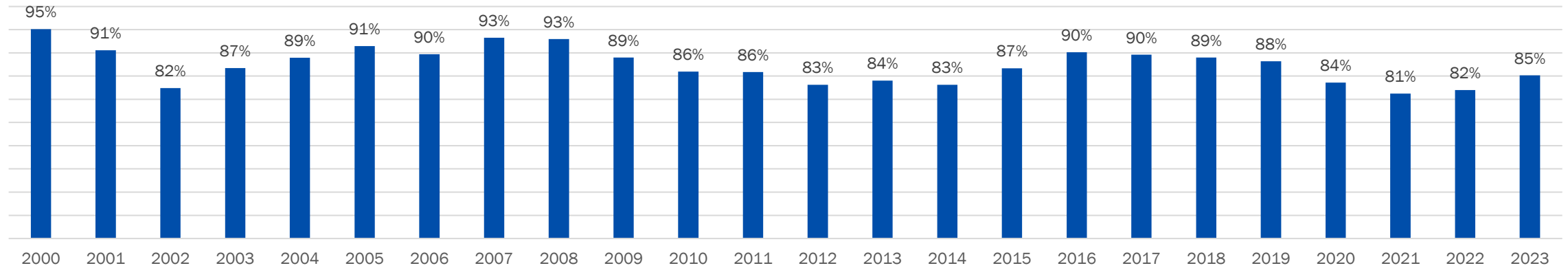
(1) Actuals derived from WLFC's 10-K and 10-Q filings
 (2) Equity includes Redeemable Preferred Stock

KEY OPERATIONAL PERFORMANCE INDICATORS

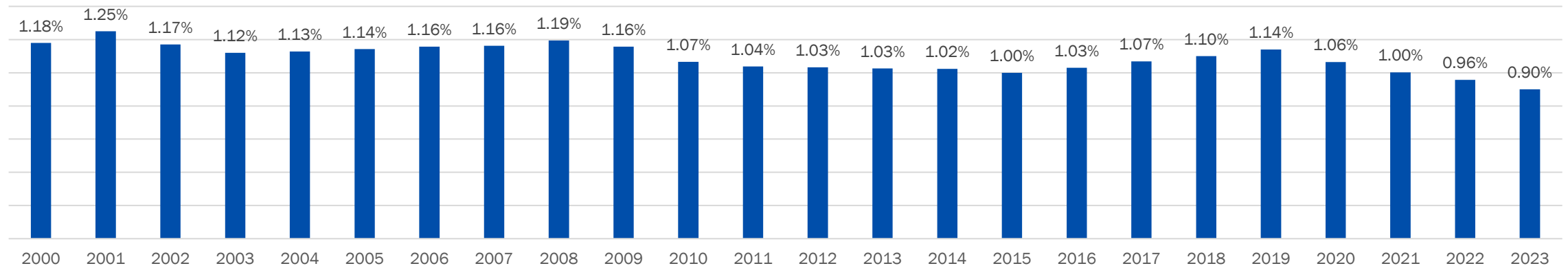
Portfolio quality supports strong and resilient performance across cycles



Very Resilient Utilization⁽¹⁾ Trends



Average Monthly Lease Rate Factor⁽²⁾



(1) % of Net Book Value of on-lease assets vs. Net Book Value of total portfolio

(2) Calculated as average of month-end LRF of WLFC's lease portfolio. Month-end LRF calculated as total contracted monthly rent divided by total portfolio Net Book Value.

WILLIS LEASE - DIVERSE CUSTOMER BASE

Long-standing relationships with the world's biggest companies in over 120 countries

